



2024-2026 ACTION PLAN

Juvenile Justice Council:

District Council Chair:

Council Values Statement:

SECTION I: PLANNING & SUMMARY

How does the plan support the Balanced Approach & Restorative Justice?

How did the Council Identify priorities?

How did the Council solicit and receive public input?

How will the Council report to the Idaho Department of Juvenile Corrections, Juvenile Justice Commission, and other stakeholders?

SECTION II: DATA

Provide an analysis of the data used to guide the Action Plan.

Please describe the research methods you used to retrieve data. Feel free to add charts, diagrams, graphs, etc.

SECTION III: PRIORITIES & RECOMMENDATIONS ---

Complete each priority area (limit priorities to a maximum of 3-5). Councils are asked to review data regarding compliance with the Core Protections of the OJJDP Act. Set goals and objectives to address any issues as one Priority Area.

Reminder: Core Protections of the JJDP Act: Deinstitutionalization of Status Offenders, Jail Removal, Sight and Sound Separation, Racial Ethnic Disparities.

STRATEGY AND IMPLEMENTATION

PRIORITY AREA 1:

GOAL:

Objective/Tasks/ Smart Goals:
(Specific, measurable, action-oriented, realistic, time-limited).

Responsible person/Owner:

Timeframe:

Who else needs to be involved?

Support and resources needed?

Indicators to Track and Outcome Measure(s) (How will I know when this task is done):

SECTION III: PRIORITIES & RECOMMENDATIONS ---

PRIORITY AREA 2:

GOAL:

Objective/Tasks/ Smart Goals:
(Specific, measurable, action-oriented, realistic, time-limited).

Responsible person/Owner:

Timeframe:

Who else needs to be involved?

Support and resources needed?

Indicators to Track and Outcome Measure(s) (How will I know when this task is done):

SECTION III: PRIORITIES & RECOMMENDATIONS ---

PRIORITY AREA 3:

GOAL:

Objective/Tasks/ Smart Goals:
(Specific, measurable, action-oriented, realistic, time-limited).

Responsible person/Owner:

Timeframe:

Who else needs to be involved?

Support and resources needed?

Indicators to Track and Outcome Measure(s) (How will I know when this task is done):

SECTION III: PRIORITIES & RECOMMENDATIONS ---

PRIORITY AREA 4:

GOAL:

Objective/Tasks/ Smart Goals:
(Specific, measurable, action-oriented, realistic, time-limited).

Responsible person/Owner:

Timeframe:

Who else needs to be involved?

Support and resources needed?

Indicators to Track and Outcome Measure(s) (How will I know when this task is done):

SECTION III: PRIORITIES & RECOMMENDATIONS ---

PRIORITY AREA 5:

GOAL:

Objective/Tasks/ Smart Goals:
(Specific, measurable, action-oriented, realistic, time-limited).

Responsible person/Owner:

Timeframe:

Who else needs to be involved?

Support and resources needed?

Indicators to Track and Outcome Measure(s) (How will I know when this task is done):

APPENDIX

**Include attachments:
Council Membership Roster
Minutes showing approval of plan.**

Submitted by Council Chair

Name:

Date:

**IDAHO DEPARTMENT OF JUVENILE CORRECTIONS
DISTRICT II JUVENILE JUSTICE COUNCIL
PUBLIC MEETING - AGENDA**

January 18, 2024

Location: 140 10th Street, Lewiston or On Zoom

Time: 1:30 -2:30 pm

Zoom: <https://us06web.zoom.us/j/87223876156?pwd=RAyYwTtPtysydWBbEWk8E4hnwIYN5S.1>

Meeting ID: 872 2387 6156 **Passcode:** 449116

Members: Amy Guier, Kimberly Neely, Lyndsi Welch, Alana Curtis, Cindy Harris-Lindauer, Gabe Baker

Members Absent: Briana Allen, Nadine McDonald, Sabrina Bramlet, Heather Foster

Others Present: JD Storm, Adam Klappenbach, Bretagne Fine

Note: The order of the agenda items is subject to change.

Agenda		Meeting Outcomes/Decisions Reached	Who's Responsible	Due
1.	Call to Order 1:34pm	Quorum met	Chair–Amy Guier	
2.	Welcome - Introductions		Chair–Amy Guier	
3.	Call for Additional Items		All members	
4.	<p>Action Item: Approval of September 9/21/2023 Meeting Minutes</p> <p>Approval of December 12/14/2023 Meeting Minutes</p>	<p>Approval of September 21, 2023 meeting minutes Motion to Approve by: Kimberly Neely Motion Seconded by: Lyndsi Welch None opposed</p> <p>Approval of December 14, 2023 meeting minutes Motion to Approve by: Cindy Harris-Lindauer Motion seconded by: Kimberly Neely None opposed</p>	All members	
5.	Vote for continuation of membership	Vote to submit resume for Gabe Baker for continuation of membership Motion to Approve by: Lyndsi Welch Motion Seconded by: Kimberly Neely None opposed	All members	
6.	Commission Update	No updates	Chair–Amy Guier	

Agenda	Meeting Outcomes/Decisions Reached	Who's Responsible	Due
--------	------------------------------------	-------------------	-----

7. Budget Report

As of March 01, 2023, based on active grants the D2 budget totals are as follows:
\$8,471 available.

Select Grant	D1	D2	D3	D4	D5	D6	D7
Budget	8,471.00	8,471.00	8,471.00	8,471.00	8,471.00	8,471.00	8,471.00
Expenses	4,221.20	0.00	5,210.17	4,508.47	6,081.00	2,963.11	5,509.95
Balance	4,249.80	8,471.00	3,260.83	3,961.53	2,390.00	5,507.89	2,961.05

Select One	Master	Posting	Grant	Sub Grant	Date	Amount	Vendor	Description
<input type="checkbox"/> All Districts	19J10004	19JDC02	01/19/2021	4,471.00				Allocation
<input type="checkbox"/> District 1	20J10004	20JDC02	07/21/2021	2,875.00				Allocation
<input type="checkbox"/> District 2	20J10004	20JDC02	02/03/2022	1,125.00				Allocation

All Funds available

Chair–Amy Guier

8. Substance Use Disorder Services (SUDS) Update

Juvenile Justice Substance Use Disorder Services
 Expenditures Paid through November 30, 2023

Locality	Allocation	Expenditures	Remaining Balance	% Spent (41% of Year)	Juveniles Served	Juveniles in Treatment
District One Total	\$ 302,512	\$ 107,655	\$ 194,857	36%	73	30
District Two Total	\$ 116,817	\$ 35,472	\$ 81,345	30%	6	3
District Three Total	\$ 451,249	\$ 40,302	\$ 410,947	9%	104	38
District Four Total	\$ 708,918	\$ 348,157	\$ 360,761	49%	86	32
District Five Total	\$ 311,945	\$ 477,138	\$ (165,194)	153%	120	43
District Six Total	\$ 190,459	\$ 60,027	\$ 130,432	32%	77	20
District Seven Total	\$ 444,770	\$ 259,822	\$ 184,948	58%	91	49
Tribal Committee Total	\$ 24,130	\$ -	\$ 24,131	0%	0	0
State Treatment Fund	\$ 130,000	\$ 65,000	\$ 65,000	50%	-	-
Residential Match Total	\$ 2,886,100	\$ 1,399,172	\$ 1,486,928	52%	557	215

Note: This report summarizes information for juveniles served with state general funds. Juveniles are also served in county/tribal programs, private insurance and the Medicaid system. Providers have 30 days to bill for claims. Juveniles in Treatment: Clients with active JJ SUDS authorizations in WITS for assessment, treatment and/or RSS. Juveniles Served: Year to date claims paid with JJ SUDS funds for treatment. State Treatment Fund: Amounts set aside to address any year end expenditures and Residential Match funds.

Nadine McDonald

Agenda	Meeting Outcomes/Decisions Reached	Who's Responsible	Due																																																																																																																																								
	<p style="text-align: center;">Juvenile Justice Substance Use Disorder Services District 2 Expenditures Paid through November 30, 2023</p> <table border="1" data-bbox="478 277 1329 553"> <thead> <tr> <th>Locality</th> <th>Allocation</th> <th>Direct Care Expenditures</th> <th>District Administrative Costs</th> <th>Total Expenses</th> <th>Remaining Balance</th> <th>% Spent (41% of Year)</th> </tr> </thead> <tbody> <tr> <td>Clearwater</td> <td>\$ 8,444</td> <td>\$ 143</td> <td>\$ -</td> <td>\$ 143</td> <td>\$ 8,302</td> <td>2%</td> </tr> <tr> <td>Idaho</td> <td>\$ 18,366</td> <td>\$ 60</td> <td>\$ -</td> <td>\$ 60</td> <td>\$ 18,306</td> <td>0%</td> </tr> <tr> <td>Latah</td> <td>\$ 39,221</td> <td>\$ 228</td> <td>\$ -</td> <td>\$ 228</td> <td>\$ 38,993</td> <td>1%</td> </tr> <tr> <td>Lewis</td> <td>\$ 5,050</td> <td>\$ -</td> <td>\$ -</td> <td>\$ -</td> <td>\$ 5,050</td> <td>0%</td> </tr> <tr> <td>Nez Perce</td> <td>\$ 45,736</td> <td>\$ 35,041</td> <td>\$ -</td> <td>\$ 35,041</td> <td>\$ 10,695</td> <td>77%</td> </tr> <tr> <td>District Total</td> <td>\$ 116,817</td> <td>\$ 35,472</td> <td>\$ -</td> <td>\$ 35,472</td> <td>\$ 81,345</td> <td>30%</td> </tr> </tbody> </table> <table border="1" data-bbox="1430 277 1604 553"> <thead> <tr> <th>Juveniles Served</th> <th>Juveniles in Treatment</th> </tr> </thead> <tbody> <tr> <td>31</td> <td>0</td> </tr> <tr> <td>2</td> <td>0</td> </tr> <tr> <td>1</td> <td>1</td> </tr> <tr> <td>0</td> <td>0</td> </tr> <tr> <td>3</td> <td>2</td> </tr> <tr> <td>6</td> <td>3</td> </tr> </tbody> </table> <table border="1" data-bbox="478 578 1436 833"> <thead> <tr> <th rowspan="2">County</th> <th>WITS claims</th> <th colspan="5">Invoiced Charges</th> <th>Credit from State Trnt Fund</th> </tr> <tr> <th>Direct Care Claims</th> <th>OTHER</th> <th>PROJECT_MGT</th> <th>DRUG_TEST</th> <th>PREVENT</th> <th>TRANSPORT</th> <th>Residential Match</th> </tr> </thead> <tbody> <tr> <td>Clearwater</td> <td>\$ 142.60</td> <td>\$ -</td> <td>\$ -</td> <td>\$ -</td> <td>\$ -</td> <td>\$ -</td> <td></td> </tr> <tr> <td>Idaho</td> <td>\$ -</td> <td>\$ -</td> <td>\$ -</td> <td>\$ -</td> <td>\$ 60.00</td> <td>\$ -</td> <td></td> </tr> <tr> <td>Latah</td> <td>\$ 228.16</td> <td>\$ -</td> <td>\$ -</td> <td>\$ -</td> <td>\$ -</td> <td>\$ -</td> <td></td> </tr> <tr> <td>Lewis</td> <td>\$ -</td> <td>\$ -</td> <td>\$ -</td> <td>\$ -</td> <td>\$ -</td> <td>\$ -</td> <td></td> </tr> <tr> <td>Nez Perce</td> <td>\$ 35,041.09</td> <td>\$ -</td> <td>\$ -</td> <td>\$ -</td> <td>\$ -</td> <td>\$ -</td> <td></td> </tr> <tr> <td>District Total</td> <td>\$ 35,411.85</td> <td>\$ -</td> <td>\$ -</td> <td>\$ -</td> <td>\$ 60.00</td> <td>\$ -</td> <td>\$ -</td> </tr> </tbody> </table> <table border="1" data-bbox="478 857 1329 959"> <thead> <tr> <th>County</th> <th>Client Name</th> <th>Total Residential Cost</th> <th>Residential Match</th> <th>Status</th> </tr> </thead> <tbody> <tr> <td></td> <td></td> <td></td> <td></td> <td></td> </tr> </tbody> </table> <p data-bbox="478 987 1178 1008">NOTE: Providers have 30 days to bill for claims. This report reflects claims received and paid YTD.</p>	Locality	Allocation	Direct Care Expenditures	District Administrative Costs	Total Expenses	Remaining Balance	% Spent (41% of Year)	Clearwater	\$ 8,444	\$ 143	\$ -	\$ 143	\$ 8,302	2%	Idaho	\$ 18,366	\$ 60	\$ -	\$ 60	\$ 18,306	0%	Latah	\$ 39,221	\$ 228	\$ -	\$ 228	\$ 38,993	1%	Lewis	\$ 5,050	\$ -	\$ -	\$ -	\$ 5,050	0%	Nez Perce	\$ 45,736	\$ 35,041	\$ -	\$ 35,041	\$ 10,695	77%	District Total	\$ 116,817	\$ 35,472	\$ -	\$ 35,472	\$ 81,345	30%	Juveniles Served	Juveniles in Treatment	31	0	2	0	1	1	0	0	3	2	6	3	County	WITS claims	Invoiced Charges					Credit from State Trnt Fund	Direct Care Claims	OTHER	PROJECT_MGT	DRUG_TEST	PREVENT	TRANSPORT	Residential Match	Clearwater	\$ 142.60	\$ -	\$ -	\$ -	\$ -	\$ -		Idaho	\$ -	\$ -	\$ -	\$ -	\$ 60.00	\$ -		Latah	\$ 228.16	\$ -	\$ -	\$ -	\$ -	\$ -		Lewis	\$ -	\$ -	\$ -	\$ -	\$ -	\$ -		Nez Perce	\$ 35,041.09	\$ -	\$ -	\$ -	\$ -	\$ -		District Total	\$ 35,411.85	\$ -	\$ -	\$ -	\$ 60.00	\$ -	\$ -	County	Client Name	Total Residential Cost	Residential Match	Status							
Locality	Allocation	Direct Care Expenditures	District Administrative Costs	Total Expenses	Remaining Balance	% Spent (41% of Year)																																																																																																																																					
Clearwater	\$ 8,444	\$ 143	\$ -	\$ 143	\$ 8,302	2%																																																																																																																																					
Idaho	\$ 18,366	\$ 60	\$ -	\$ 60	\$ 18,306	0%																																																																																																																																					
Latah	\$ 39,221	\$ 228	\$ -	\$ 228	\$ 38,993	1%																																																																																																																																					
Lewis	\$ 5,050	\$ -	\$ -	\$ -	\$ 5,050	0%																																																																																																																																					
Nez Perce	\$ 45,736	\$ 35,041	\$ -	\$ 35,041	\$ 10,695	77%																																																																																																																																					
District Total	\$ 116,817	\$ 35,472	\$ -	\$ 35,472	\$ 81,345	30%																																																																																																																																					
Juveniles Served	Juveniles in Treatment																																																																																																																																										
31	0																																																																																																																																										
2	0																																																																																																																																										
1	1																																																																																																																																										
0	0																																																																																																																																										
3	2																																																																																																																																										
6	3																																																																																																																																										
County	WITS claims	Invoiced Charges					Credit from State Trnt Fund																																																																																																																																				
	Direct Care Claims	OTHER	PROJECT_MGT	DRUG_TEST	PREVENT	TRANSPORT	Residential Match																																																																																																																																				
Clearwater	\$ 142.60	\$ -	\$ -	\$ -	\$ -	\$ -																																																																																																																																					
Idaho	\$ -	\$ -	\$ -	\$ -	\$ 60.00	\$ -																																																																																																																																					
Latah	\$ 228.16	\$ -	\$ -	\$ -	\$ -	\$ -																																																																																																																																					
Lewis	\$ -	\$ -	\$ -	\$ -	\$ -	\$ -																																																																																																																																					
Nez Perce	\$ 35,041.09	\$ -	\$ -	\$ -	\$ -	\$ -																																																																																																																																					
District Total	\$ 35,411.85	\$ -	\$ -	\$ -	\$ 60.00	\$ -	\$ -																																																																																																																																				
County	Client Name	Total Residential Cost	Residential Match	Status																																																																																																																																							
9. Behavioral Health Board/ Children's Mental Health (CMH) SC Report	No updates	Cindy Harris-Lindauer																																																																																																																																									
10. Current Three Year Plan	http://www.ijjc.idaho.gov/wp-content/uploads/sites/5/2021/12/D2-Council-Action-Plan-2021-2023.pdf	All members																																																																																																																																									
11. Finalize 2024-2026 3-year plan	Approval of 2024-2026 3-year plan Motion to approve by: Gabe Baker Motion seconded by: Kimberly Neely None opposed	All members																																																																																																																																									
12. District Liason Report	-Children's Village Grand Opening was last Thursday 1/11/24. There was a huge turnout -Melissa Anstine would like to attend the next council meeting for a presentation about Wrap Around for 30 min. -The data for annual reports is almost complete and I will be contacting administrators to set	JD Storm																																																																																																																																									

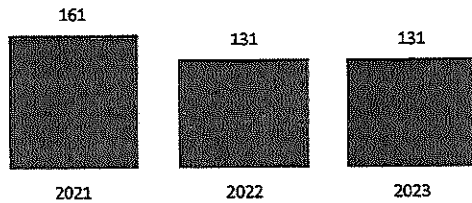
Agenda	Meeting Outcomes/Decisions Reached	Who's Responsible	Due
	up meetings to finalize.		
13 CMH & YES Update	Magellan will be taking over in July. We are curious what the criteria will be for childrens mental health. They will honor a 90-day commitment for kids that are currently committed that don't meet new criteria.	Cindy Harris-Lindauer	
14 Upcoming Trainings & Resources	Recognizing Elicit and Abused drugs: March 27-28 Latah County Fairgrounds \$295 registration fee Keeping Children Safe training: March 27-28	All members	
15 County/Member Updates	Amy-Nezperce County-Looking at substance abuse treatment to be done in-house for juveniles on probation. There will be a mental health component and family counseling as well.	All members	
16 Next Meeting	March 21, 2024 @ 2:30pm	All members	
17 Adjournment 3:07pm	Motion to Approve by: No Quorum- a member left early for another meeting Motion Seconded by:	Chair – Amy Guier	

Amy Guier

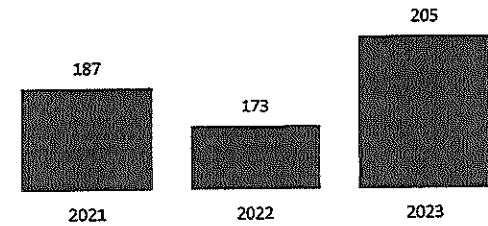
Youth Arrests

This page reflects a breakdown of arrests and petitions for the past three years and the type of charge.

Youth Arrests




Youth Petitions




Admissions into an Idaho detention facility, excluding IDJC holds and out of state youth

332 charges were filed in District 2 in 2023. Here is a breakdown of those charges:

Felony



Misdemeanor



Status Offenses

